

# Stevenage Vineyard

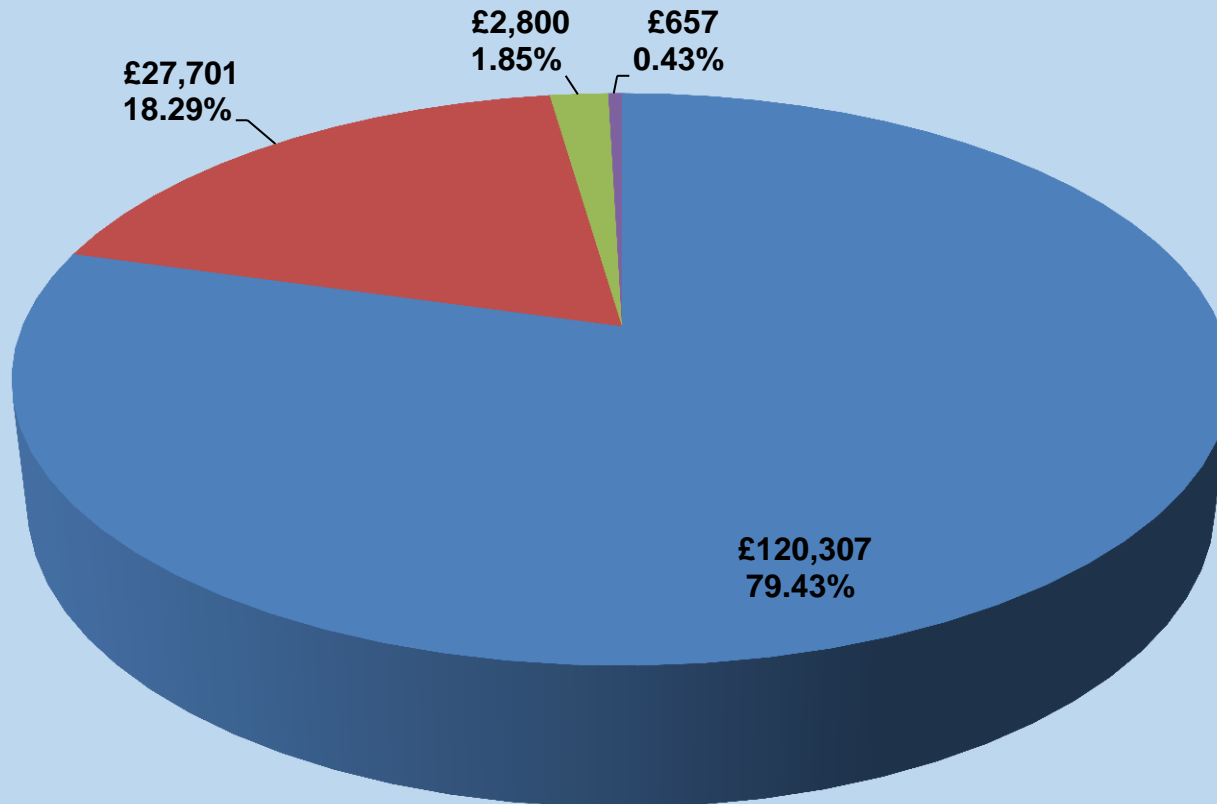
Financial Update - 2014



**LOVEMERCYACTION**

# General Income - 2014

Income **£151,465** | Expenditure **£161,297** | Deficit **£9,832**



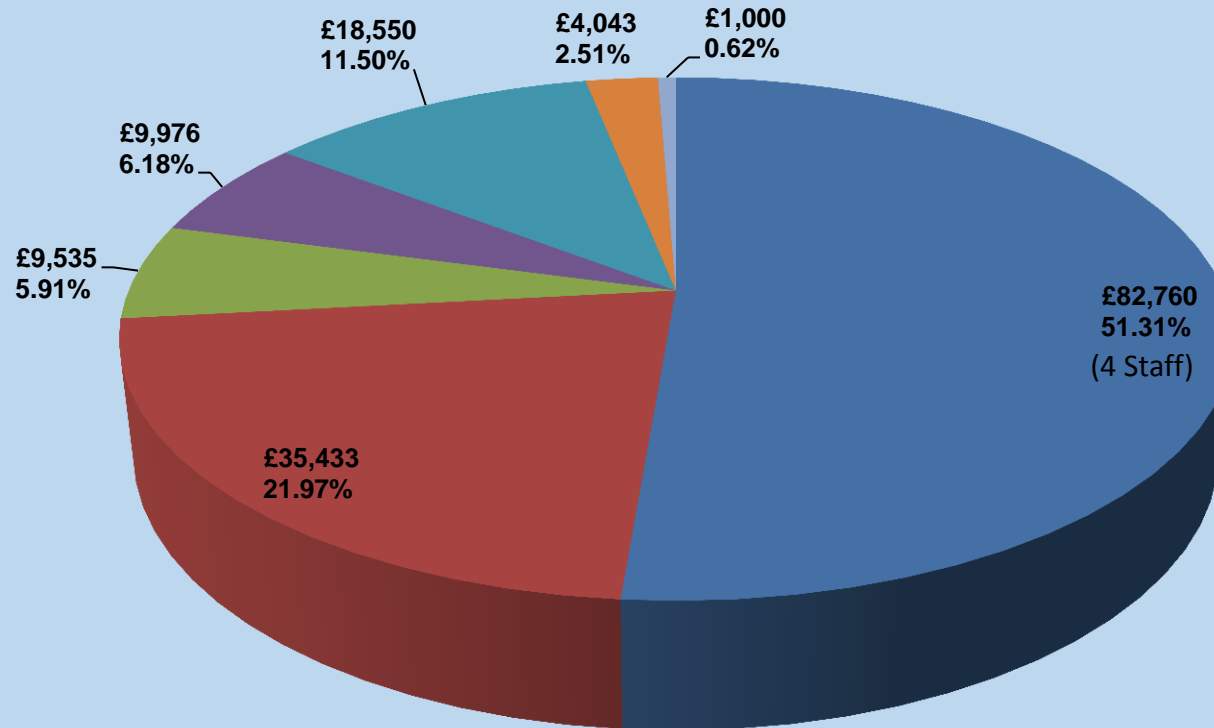
■ Donations   ■ Gift-aid   ■ Donated Services and Facilities   ■ Investment income - interest



**LOVEMERCYACTION**

# Expenditure - 2014

Income **£151,465** | Expenditure **£161,297** | Deficit **£9,832**

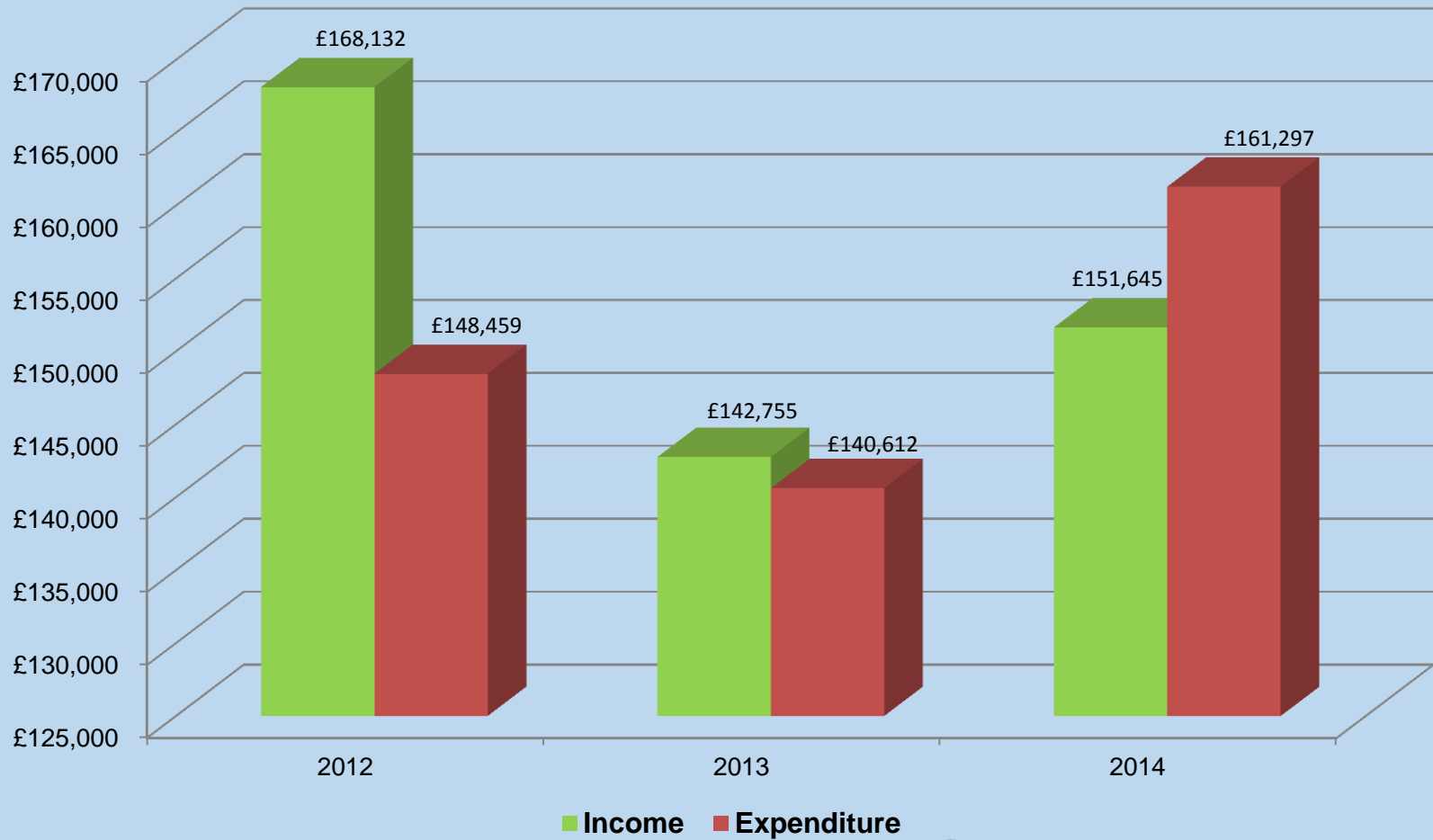


- Staff costs and expenses
- Premises costs
- Other worship and outreach costs
- Christians Against Poverty support
- Donations outside the church
- Administration costs
- Governance costs



**LOVEMERCYACTION**

# Three Year Trend to 2014



**LOVEMERCYACTION**

# Summary - 2014

- Average church attendees in 2014 approximately 180 people
- Food Shed project – reaching the food needs in our society
- Healing on the Street – reaching the sick, poor and needy in Stevenage with the love of Jesus
  - 568 people up to and including September 2014
- Care for Cambodia – We continue to tithe 5% of our income in CFC orphanage in Phnom Penh, Cambodia.
- At least 5% of our income is tithed towards meeting local and domestic needs
- Christians Against Poverty
  - New debt centre office plus drop-in facility at the Vineyard Centre
  - 130 clients processed since we began in 2012
- YMCA Space
  - New meeting room at our Vineyard Centre facilities for YMCA space clients since they were rendered homeless from their town centre office
  - 60 clients per week
- Café style facility for Stevenage Borough Council to offer support for nursing mothers
  - As high as 20 per week on occasions
- Mums and tots facility which provides a fun crèche/activity centre for both church and the community

